



**TECHNICAL  
SPECIFICATIONS  
2024**

EN

[www.chausson-motorhomes.com](http://www.chausson-motorhomes.com)



**CHAUSSON**

# PANORAMA 2024



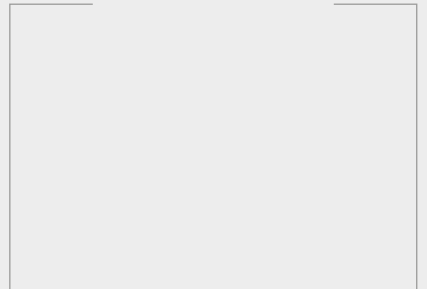
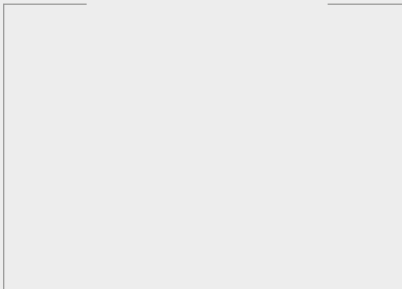
## VANS



FOLD-DOWN BEDS

**V690**  
SPORT LINE  
FIAT

< 6,36 m >



TRANSVERSE BEDS

**V594S**  
FIRST LINE / SPORT LINE  
FIAT

< 5,41 m >

**V594**  
FIRST LINE / SPORT LINE  
FIAT

< 5,99 m >

**V594M**  
FIRST LINE / SPORT LINE  
FIAT



< 5,99 m >







TWIN BEDS

**V697**  
FIRST LINE / SPORT LINE  
FIAT

< 6,36 m >



ISLAND BEDS



FOLD-DOWN BED OR EXTRA BED

+ INFORMATION, GO TO  
[www.chausson-motorhomes.com](http://www.chausson-motorhomes.com)



## LOW PROFILES

**650**  
*Etape Line*



< 6,36 m >

**640**  
**TITANIUM ULTIMATE**

*Ford*



< 6,99 m >

**660**  
**TITANIUM ULTIMATE**

*Ford*



< 6,99 m >

**720**  
**TITANIUM ULTIMATE**

*Ford*



< 7,19 m >

**724**  
*Etape Line*



< 7,26 m >



**627**  
**TITANIUM ULTIMATE**

*Ford*



< 6,99 m >

**777**  
**TITANIUM ULTIMATE**

*Ford*



< 7,19 m >

**788**  
**TITANIUM ULTIMATE**

*Ford*



< 7,19 m >

# VANS



	V594S		V594	
	FIRST LINE	SPORT LINE	FIRST LINE	SPORT LINE
Brand	<b>FIAT</b>	<b>FIAT</b>	<b>FIAT</b>	<b>FIAT</b>
Engine HP-kW	140-103	140-103	140-103	140-103
Overall length (m)	5,41	5,41	5,99	5,99
Overall width (m)	2,05	2,05	2,05	2,05
Overall height (m)	2,65	2,65	2,65	2,65
Interior height (m)	1,89	1,89	1,89	1,89
Wheelbase (m)	3,45	3,45	4,03	4,03
Wheel size	16"	16"	16"	16"
Seats authorised for road use <sup>(1)</sup>	4	4	4	4
Isofix mounting (3kg)	-	-	-	<b>0</b>
Sleeping berths	2+1*	2+1*	2+1*	2+1*
Dining seats	4	4	4	4
Max. technically permissible laden mass	3500	3500	3500	3500
Kerb weight (+/- 5%)	2975	2975	2970	2970
Towable weight	2500	2500	2500	2500
Fresh water capacity	90 L	90 L	85 L	85 L
Waste water capacity	75 L	75 L	90 L	90 L
Pre-equipment for leisure battery (battery supplied by the dealer)	✓	✓	✓	✓
Combined heater/water heater with pulsed air using vehicle fuel	-	4000 W	-	4000 W
Gas boiler	4000 W	-	4000 W	-
Rear removable twin bed	186 x 132/116	186 x 132/116	149 x 186	149 x 186
Electric fold-down bed, sleeps 2 (max. 250 kg)	-	-	-	-
Upper berth	-	-	-	-
Twin beds	-	-	-	-
Dining nook convertible into extra spare bed (8 kg)	146 x 93/50	146 x 93/50	160 x 95/50 <sup>(4)</sup>	160 x 95/50 <sup>(4)</sup>
Compressor refrigerator (12V/230V)	70 L	70 L	70 L	84 L

- : Factory fitting not available  
 ✓ : as standard / 0: option

\*Dining nook convertible into extra spare bed  
 (1) Subject to homologation.  
 (2) In high position  
 (3) In low position  
 (4) Top of the bed: 95 cm - Bottom of the bed: 50 cm

FIRST LINE

## STANDARD EQUIPMENT

### CHASSIS

- 2.2 L 140 HP engine / 103kW/ Manual
- Cab air conditioning
- Driver and passenger airbag
- Fix&Go
- FIAT EcoPack
- Cruise control and speed limiter
- 16" steel wheels
- Captain seats
- Heated electric rearview mirrors
- ESP

### CELL

- TV-ready
- Thermal insulation curtains for cab windows
- Panoramic skylight
- Rear opening windows
- Dining area table extension
- Gas heating
- USB ports
- Exterior table support
- Electric step
- Bathroom with window
- Pre-equipped for solar panels

## AVAILABLE PACKS AND OPTIONS

- OPTION** ▪ White POP-UP (125 kg)



### ARCTIC PACK N1 (8 KG)

Insulated external heating and water circuit, diesel 6000W combi heating, dashboard insulating cover, thermal insulation curtains for cab, dining nook blind, heated and insulated waste water tank, pop-up roof insulating cover (if the pop-up option is ordered)



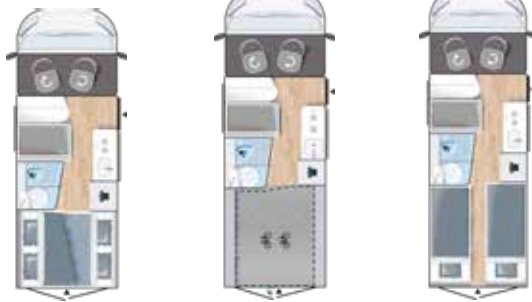
### ACCESSORIES PACK (55 KG)

Exterior awning, solar panel, entrance door exterior lighting, flyscreen door, cab interior blind, dining nook extra bed



### CONNECT PACK (2 KG)

Reversing camera, multimedia system (large 9" tablet format screen + wireless Carplay & Android Auto + navigation app), steering wheel controls, DAB radio aerial



V594M		V690	V697	
FIRST LINE	SPORT LINE	SPORT LINE	FIRST LINE	SPORT LINE
FIAT	FIAT	FIAT	FIAT	FIAT
140-103	140-103	140-103	140-103	140-103
5,99	5,99	6,36	6,36	6,36
2,05	2,05	2,05	2,05	2,05
2,65	2,65	2,65	2,65	2,65
1,89	1,89	1,89	1,89	1,89
4,03	4,03	4,03	4,03	4,03
16"	16"	16"	16"	16"
4	4	4	4	4
-	0	0	-	0
4+1*	4+1*	2+1*	2+1*	2+1*
4	4	4	4	4
3500	3500	3500	3500	3500
2970	2970	3160	3160	3160
2500	2500	2500	2500	2500
90 L	90 L	85 L	85 L	85 L
90 L	90 L	90 L	90 L	90 L
✓	✓	✓	✓	✓
-	4000 W	4000 W	-	4000 W
4000 W	-	-	4000 W	-
144 x 186	144 x 186	-	-	-
-	-	185/160 <sup>(2)</sup> 175/190 <sup>(3)</sup>	-	-
133 x 184	133 x 184	-	-	-
-	-	-	195x80 + 186x80	195x80 + 186x80
160 x 95/50 <sup>(4)</sup>	160 x 95/50 <sup>(4)</sup>	156 x 95/50 <sup>(4)</sup>	156 x 95/50 <sup>(4)</sup>	156 x 95/50 <sup>(4)</sup>
70 L	84 L	84 L	70 L	84 L

SPORT LINE

## STANDARD EQUIPMENT

### CHASSIS

- 2.2 L 140 HP engine/ 103kW/ Automatic
- Grey body "CAMPOVOLO"
- Exclusive black grille
- Cab air conditioning
- Traction +
- Hill descent control
- Driver and passenger airbag
- Fix&Go
- FIAT EcoPack
- Cruise control and speed limiter
- Fog lamps
- Electric rearview mirrors
- 16" black alloy wheels

### CELL

- Panoramic skylight
- Rear opening windows
- Dining area table extension
- Fuel heating
- Cab seat covers with matching cushions
- Wardrobe
- USB socket
- Exterior table support
- Electric step
- Bathroom with window
- "VPS" reinforced insulation
- Maxi cab
- **Accessories pack:** Exterior awning, solar panel, entrance door exterior lighting, flyscreen door, cab interior blind, dining nook extra bed

## AVAILABLE PACKS AND OPTIONS

- OPTIONS** ▪ Black POP-UP (125 kg)  
▪ Large 138L refrigerator (8 kg) - (on V594 & V594 MAX)



### ARCTIC PACK N2 (9 KG)

Insulated external heating and water circuit, 5500W fuel heating, dashboard insulating cover, thermal insulation curtains for cab, dining nook blind, heated and insulated waste water tank, pop-up roof insulating cover (if the pop-up option is used)



### SAFETY PACK (1 KG)

Lane departure monitoring, rain and brightness detector, sign recognition, automatic emergency braking system, blind spot monitor



### CONNECT PACK (2 KG)

Reversing camera, multimedia system (large 9" tablet format screen + wireless Carplay & Android Auto + navigation app), steering wheel controls, DAB radio aerial

# LOW PROFILES



	650	724	627	640
	<i>Etape Line</i>	<i>Etape Line</i>	TITANIUM ULTIMATE	TITANIUM ULTIMATE
	PEUGEOT	PEUGEOT	Ford	Ford
Brand				
Engine HP-kW	140-103	140-103	170-125	170-125
Overall length (m)	6,36	7,26	6,99	6,99
Overall width (m)	2,35	2,35	2,35	2,35
Overall height (m)	2,92	2,92	2,92	2,92
Interior height (m)	2,11	2,11	2,11	2,11
Wheelbase (m)	3,8	4,03	3,95	3,95
Right garage door (cm)	1045 x 620	1045 x 620	1045 x 765	1145 x 695
Left garage door (cm)	1845 x 605	895 x 590	895 x 590	1845 x 419
Rear garage door (cm)	-	-	-	-
Wheel size	16"	16"	16"	16"
Seats authorised for road use <sup>(1)</sup>	4	5	5	4
Isofix mounting (SmartLounge)	✓ x2	✓ x2	-	✓ x2
Sleeping berths	4	6	3/5*	4
Dining seats	5	6	5	5
Max. technically permissible laden mass	3500	3500	3500	3500
Kerb weight (+/- 5%)	2816	3126	3114	3131
Fresh water capacity	95 L	100 L	105 L	105 L
Waste water capacity	100 L	100 L	100 L	100 L
Pre-equipment for leisure battery (battery supplied by the dealer)	✓	✓	✓	✓
Combined heater/water heater with pulsed air using vehicle fuel	-	-	4000 W / 0 6000 W	-
Boiler using vehicle fuel with pulsed air circuit	4000 W / 0 5500 W	4000 W / 0 5500 W	-	4000 W / 0 5500 W
10 L water heater (gas) with electronic ignition	✓	✓	-	✓
Pre-equipped for air conditioning (cell)	✓	✓	✓	✓
Rear bed(s)	-	(76 x 208) x 2	90 x 190 + 90 x 199	-
<i>With twin bed extension</i>			221 x 199	
Electric fold-down bed, sleeps 1 (max. 150 kg)	-	-	-	-
Electric fold-down bed, sleeps 2 (max. 250 kg) (45 kg)	✓ 140 x 190	✓ 140 x 190	0 140 x 190	✓ 160 x 190
Lower bed	-	-	-	-
Dining nook convertible into extra spare bed (8 kg)	130 x 195	130 x 195	130 x 205	130 x 195
Gas refrigerator (12V/230V)	167 L AES	167 L AES	134 L AES	167 L AES
Compressor refrigerator (12V/230V)	-	-	-	-

- : Factory fitting not available  
 ✓ : as standard / 0 : option

\*with fold-down bed option  
 (1) Subject to homologation.



*Etape Line*

**STANDARD EQUIPMENT**

**CHASSIS**

- 2.2 L/103 kW/140 HP engine/ Manual
- Manual cab air conditioning
- Hill descent control
- Driver and passenger airbag
- Swivel seats in the cab, with double armrests and adjustable height
- Cab seat covers with matching cushions
- Cruise control and speed limiter
- ESP
- Electric rearview mirrors
- 16" steel wheels with anthracite trims

**CELL**

- Grey polyester walls
- Panoramic skylight
- Double glazed windows with flyscreen blinds
- Dining nook curtains
- Panoramic cab sunroof
- USB ports
- IRP design: roof/floor/ polyester walls, 64 mm floor
- Entrance door with vehicle base/ cell central locking
- TV-ready
- Heating using vehicle fuel while on the road
- Solar panel/MPPT ready
- **Accessories pack:** Exterior awning, solar panel, entrance door exterior lighting, door mosquito net, flyscreen door, cab interior blind, extra twin beds, second battery fitting kit



660	720	777	788
TITANIUM ULTIMATE	TITANIUM ULTIMATE	TITANIUM ULTIMATE	TITANIUM ULTIMATE
<i>Ford</i>	<i>Ford</i>	<i>Ford</i>	<i>Ford</i>
170-125	170-125	170-125	170-125
6,99	7,19	7,19	7,19
2,35	2,35	2,35	2,35
2,92	2,92	2,92	2,92
2,11	2,11	2,11	2,11
3,95	3,95	3,95	3,95
895 x 590	1045 x 620	1045 x 765	1145 x 765
Porte : 660 x 1754	795 x 405	895 x 590	545 x 320
-	-	-	605 x 1145
16"	16"	16"	16"
4	5	4	4
-	✓ x2	✓ x2	✓ x2
4	6	3/5*	3/5*
4	5	5	5
3500	3500	3500	3500
3053	3134	3144	3149
105 L	95 L	105 L	105 L
100 L	100 L	100 L	100 L
✓	✓	✓	✓
-	-	-	-
4000 W / 0 5500 W	4000 W / 0 5500 W	4000 W / 0 5500 W	4000 W / 0 5500 W
✓	✓	✓	✓
✓	✓	✓	✓
-	-	90 x 188 + 90 x 199 221 x 199	160 x 190
-	✓ 74x190	-	-
✓ 160 x 190	✓ 160 x 190	0 140 x 190	0 140 x 190
-	81 x 200	-	-
125 x 195	130 x 195	90 x 195	90 x 195
-	134 LAES	141 LAES	141 LAES
135 L	-	-	-

**AVAILABLE PACKS AND OPTIONS**

**OPTIONS**

- "CLOUD" upholstery (1 kg)
- Tow hitch - factory fitted (70 kg)\*\*



**ARCTIC PACK (33 KG)**

Insulated and heated waste water tank, refrigerator grille cover, exterior insulated curtains, reinforced heating, electric boiler, underfloor heating



**CONNECT PACK (2 KG)**

Reversing camera, multimedia system (large 9" tablet format screen + wireless Carplay & Android Auto + navigation app), steering wheel controls, DAB radio aerial

TITANIUM ULTIMATE

**STANDARD EQUIPMENT**



**CHASSIS**

- 2.0 L 170 HP engine/ 125kW/ 6-speed automatic
- Cab air conditioning
- Driver and passenger airbag
- Cruise control and speed limiter
- Fog lamps
- Stop&Start
- 16" black alloy wheels
- Collision warning
- Lane assist
- Automatic emergency braking
- Lane departure warning
- Coded front bumper
- Heated electric rearview mirrors
- Automatic headlights and wind-shield wipers
- Preset reversing camera
- Electric handbrake

**CELL**

- Entrance door with vehicle base/ cell central locking
- Skyview
- USB socket
- Built-in and insulated unit step with motion sensor LED
- Door actuator
- Panoramic skylight
- Exterior gas connector
- Shoe rack
- Premium mattress
- Entrance cloakroom
- Wardrobe with drawers
- Fuel heating
- External shower
- Atmosphere LED lighting on floor
- Wooden shower duck board
- **Accessories pack:** Exterior awning, solar panel, entrance door exterior lighting, door mosquito net, flyscreen door, cab interior blind, extra twin beds, second battery fitting kit
- **Safety Pack:** Collision warning, lane departure monitoring, rain and brightness detector, heated windscreen

**AVAILABLE PACKS AND OPTIONS**

**OPTIONS**

- Ford 4T1 chassis (1 kg)
- "PRESTIGE" upholstery (1 kg)
- Tow hitch - factory fitted (70 kg)\*\*



**ARCTIC PACK (33 KG)**

Insulated and heated waste water tank, refrigerator grille cover, exterior insulated curtains, reinforced heating, electric boiler, underfloor heating



**CONNECT PACK (2 KG)**

Reversing camera, multimedia system (large 9" tablet format screen + wireless Carplay & Android Auto + navigation app), steering wheel controls, DAB radio aerial

\*\* Can lead to loss of one seat for road use



All paper  
is sorted and  
recycled.

Some models photographed in this catalogue may be shown with equipment supplied as an option. The characteristics of photographed models may vary from one country to the next. Despite the care taken in producing this catalogue, this cannot be viewed as a contractual document. Chausson reserves the right to modify its models without prior notice. Chausson cannot be held liable for any modifications made by its suppliers nor typographical errors when printing these documents. It is forbidden to reproduce any text or documents, even in part. Do not litter the public highway.

Your retailer is at your disposal to advise you and provide you with any additional information. The vehicles have been received in accordance with directive 2007/46 and conform to the regulations in force in Europe. Where there are multilingual versions, the French text is the binding version.

**The optional towing equipment can in certain cases change the number of passengers on the car registration papers.** Your dealer will be able to give you more information.

**Kerb weight:** the kerb weight includes the driver's weight (75 kg), 20 L of clean water, 90% fuel and 100% gas. The empty weights ready for use on the list take into account only standard equipment upon shipment from the factory. European regulations tolerate a difference of +/- 5% on empty weight ready for use. The manufacturer reserves the right to change the mass.

**You may be able to find certain heavy accessories like large blinds or generators in the marketplace.** The weight of these accessories should be deducted from the payload and could possibly lead to a reduction in the actual passenger numbers. It is therefore important not to exceed the maximum loads on axles and the technically acceptable loaded weight when the vehicle is fully loaded.

**The clean water tank capacity approved for road use is 20 L, and must comply with the regulations governing the technically acceptable loaded weight.** It is up to the user to adapt the loads and the number of passengers to the vehicle's loaded weight. To do this, the clean water reservoir capacity can be adjusted by the user to avoid reducing the number of passengers.

# CHAUSSON

**TRIGANO VDL**

1, av. de Rochebonne - CS 69003  
07302 Tournon-sur-Rhône Cedex - FRANCE

[contact@chausson.tm.fr](mailto:contact@chausson.tm.fr)

**+ INFORMATION, GO TO**

[www.chausson-motorhomes.com](http://www.chausson-motorhomes.com)

