





Jacek Jaskot
CEO
Affinity RV

Norbert Adamczewski
Chief of Production
Affinity RV

History of Affinity is not so long. It's only been a few years. This short time is a period of enormous effort of our whole crew. The effort, which has ensured Affinity's dynamic development.

Our individual experience in designing and building campervans is much longer. They date back to the beginning of this century.

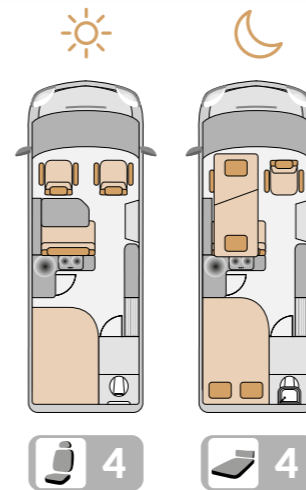
We started working together in 2012 and since then we have been continuously working on it. For us it's not only professional activity – it's primarily our passion and source of satisfaction.

When we started working on Affinity together with our Swedish partners, we clearly defined the assumptions of the new project. We wanted to go our own way, build an innovative brand with original functional solutions, distinctive design and great attention to quality.

We are consistently implementing this plan. We systematically develop our production capacity. At the beginning of the year, we launched a second production line and significantly increased the numbers of the produced campervans.

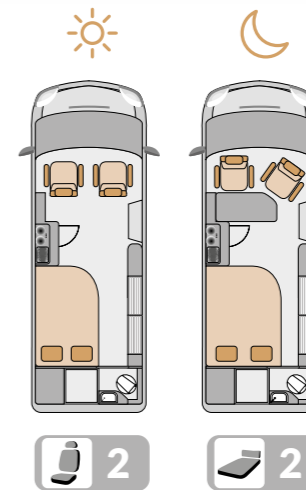
For the year 2024, we have prepared two new premiers. We hope that they will be welcomed by our potential customers and will become the next models guaranteeing Affinity further stable development.

AFFINITY ONE



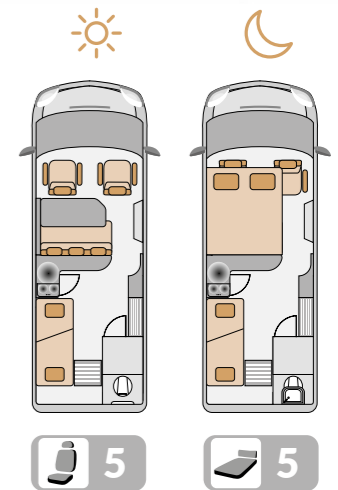
PAGE 4

AFFINITY DUO



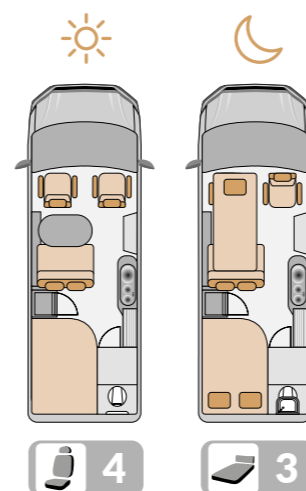
PAGE 10

AFFINITY FIVE



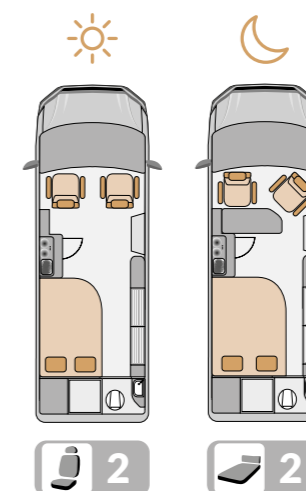
PAGE 14

AFFINITY M ONE



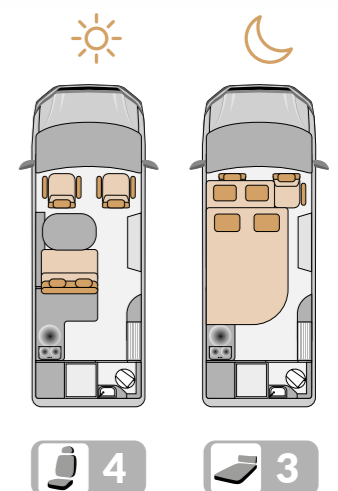
PAGE 18

AFFINITY M DUO



PAGE 22

AFFINITY M THREE



PAGE 26



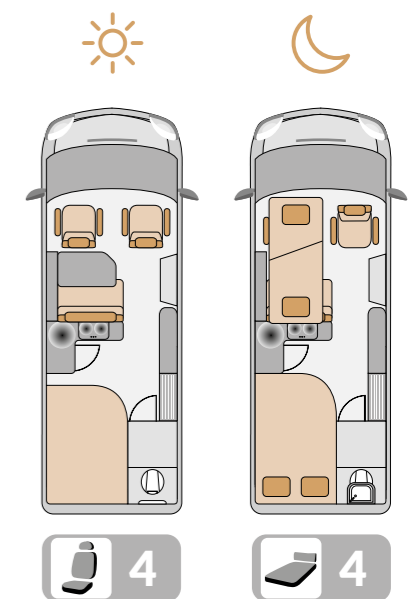
AFFINITY ONE

ENJOY THE SPACE

The Affinity One ensures a comfortable daytime space and sleeping berths for 2, 3 or 4 people. What makes it stand out from other campervans is the feeling of space you get when you're inside. The lavatory at the rear, the L-shaped kitchen behind the passenger seat, large windows and skylights make the interior bright and spacious. All of this combined with cutting-edge design and colour schemes give the interiors of our campers an original look and a unique style.



The moveable headboard allows the bed to slide to the back, increasing the kitchen space.





Innovations

The biggest innovation of the Affinity One is its sleeping arrangements. With a few simple adjustments, the front passenger bench seat converts into a bunkbed, with a safety barrier on the upper level. The mattress area provides a comfortable night's sleep even for adults. The biggest advantage of this solution is that the bunkbed is folded out only for sleep – when folded away it doesn't restrict the space inside the vehicle.

The system for converting the seat into a bunkbed is an original, legally protected solution from the designers of Affinity One. You won't find it in any other camper on the market.





Affinity One campers are fully prepared for winter use. That's made possible by the double floor and outstanding insulation. Heating is provided by Truma Combi system. The entire water system, including the tanks, is in a heated space.



The Affinity One is the only campervan with an L-shaped kitchen. The large sink, two-burner gas hob, 90 l compressor fridge and large counter make up an exceptionally comfortable space for cooking.



We use high-quality materials and fittings to make our campers. The furniture is made from HPL panels, most of which are held together with glue, not only screws – making our interiors much more durable. The technologies we use guarantee a long usable life, without the risk of damage or scratches. They ensure perfect quiet and a lack of distracting noises even after you've travelled many kilometres.

Inside the spacious lavatory is a folding sink, and behind the mirror is a cabinet with a 230 V outlet. The toilet bowl is ceramic.



The state-of-the-art electrical system ensures reliable operation of all technical equipment in our campers.

The cargo space includes a 230 V outlet for charging electric bicycles.

The numerous electric sockets, USB ports and cordless phone charger allow you to use all the devices you need when travelling. The vehicle can be equipped with solar panels of up to 360 watts.





AFFINITY DUO

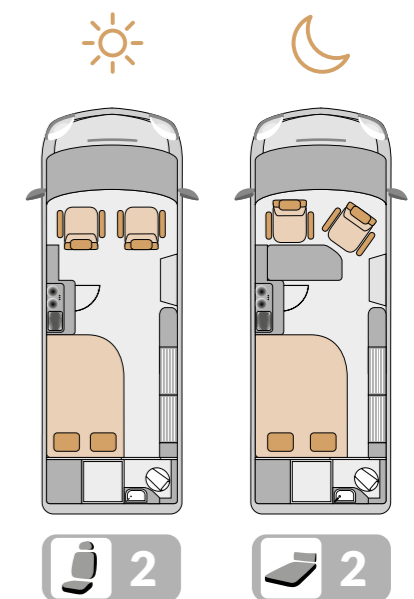
IDEAL FOR TWO

Many campervan users travel as a couple. For this group of clients we prepared a new model. Affinity Duo is a camper, by which two people can travel comfortably.

In everyday use of every campervan there are three important things: comfortable bed, functional kitchen and spacious bathroom. Therefore the bed in Affinity Duo is wide, the sanitary part is equipped with a separate shower and space around the kitchen allows couples to cook together.



The bed in Affinity Duo can be easily unfolded, extending its width to 138 cm. Even when unfolded we save access to the toilet and shower





Affinity Duo was created with thought about people who value independence. People who reluctantly use campsites and rarely visit motorhome service points. A significant advantage of Affinity Duo is its autonomy. Space for two 11 l gas bottles, clean water tank of 200 l and possibility to install solar panels with maximum power of 360 W will allow for long, independent journeys. Big number of cabinets, an impressive storage compartment under the bed and boot in the back will fit all necessary travel equipment.

A separate shower cubicle significantly increases the comfort of using the bathroom. Thoughtful layout of handles, shelves and hangers makes the entire sanitary area comfortable to use.



Unusual for campervans, the external access to the gas box allows easy exchange of gas bottles without need to empty the boot. System Travel Mate and external connection socket allows filling of the cylinders at petrol stations.



Thanks to the option of lifting the shelf dividing the boot, the space for transporting the luggage can be increased. This allows transportation of skis or other long items.

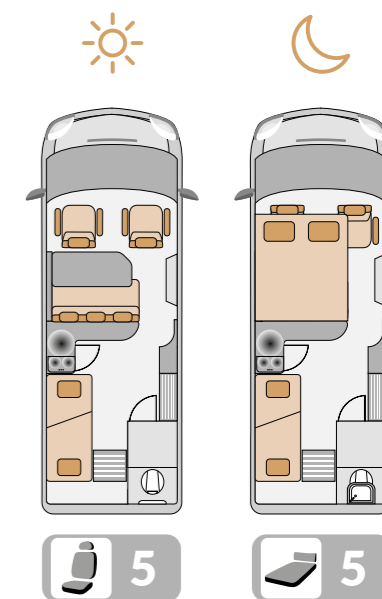




AFFINITY FIVE

FAMILY VACATION

Affinity Five is one of the few campervans dedicated to a family of five. Despite the limitations resulting from the small area, the functional layout of this campervan allows comfortable traveling in a combination 2+3 (two adults and three children). The space that this vehicle offers is comparable to much longer campervans or caravans.





Depending on the needs, the surface of the bed mattresses in the three-level bunk bed can be shortened or extended. With the rear part of the mattresses raised, the boot space is significantly increased.



The second row bench has a slightly sloped backrest and width that allows three people to travel. In a very simple way the sofa can be converted into a comfortable bed.

There is a three-level bunk bed at the rear of the vehicle. The standard length of the mattresses is 135 cm, but each of the levels can be individually extended to 170 and 180 cm.

Tested and well rated by the customers layout of the integrated shower cabin and foldable sink guarantee exceptional bathing comfort.



The sofa at the front of the campervan can be converted into a comfortable double bed in a few easy steps. Thickness and quality of the mattresses used in the front sofa guarantee a calm sleep.

Thanks to the option of foldable beds the interior of the boot can be adjusted to transportation of the skis or other long items. The luggage compartment provides enough space for accessories necessary for travel.





AFFINITY M ONE

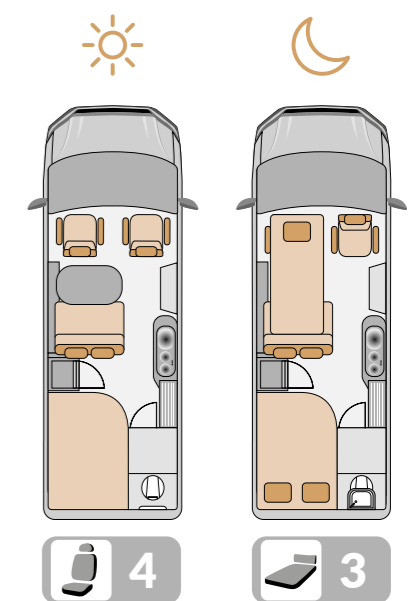
PLEASURE FROM DRIVING

Affinity M One is our first project prepared on a MAN chassis. All users of this campervan will appreciate the comfort of driving, which in case of MAN TGE is comparable to driving a car. The unique character of this vehicle is underlined by the modifications we have made to the body.

Affinity M One is a campervan for people who value independence and original functional and aesthetic solutions.



The system of unfolding the bed in the front of the campervan is very easy to use. The mattresses create a flat surface for sleeping with the overall length of 178 cm.





The rear bench in Affinity M One has an optimally slanted backrest that gives a feeling of comfort even on long journeys. The table for the duration of the ride can be hidden in a special pocket placed under the windowsill.



The French bed placed at the back of the camper has dimensions that guarantee comfortable rest for two adults.

Extended back and side panels allowed for a camping development with a French bed and a bathroom at the rear of the car. This interior layout – despite the very limited dimensions – gives the feeling of spaciousness typical for bigger campervans. The available space has been divided to fit all the necessary equipment so the functioning inside of the motorhome is as comfortable as possible.

Affinity M One offers 4 travel places and sleeping options for three people.

The interior of the Affinity M One is full of cabinets and compartments to store your travel essentials.



Access to the boot, toilet cassette and external shower is possible by lifting the flap at the rear of the vehicle.



A compact bathroom with a folded washbasin allows convenient use of the sanitary section.

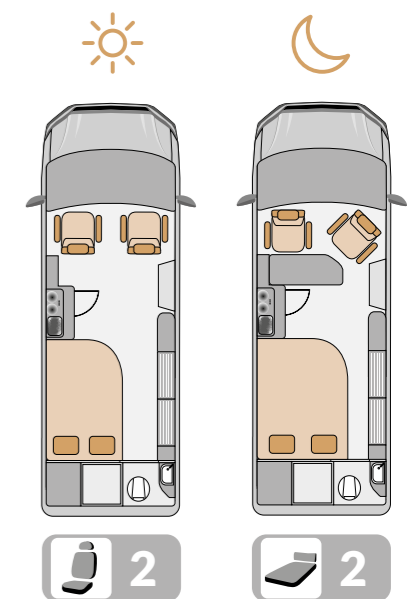


AFFINITY M DUO



IDEAL FOR COUPLE

M Duo is another Affinity model designed with thought of people travelling in two. Functional solutions adapted to the needs of two users and driving comfort of the MAN TGE is a combination, which will satisfy the most demanding travellers.





Affinity M Duo is a model addressed to people who value independence. Two hundred litres clean water tank, 2 gas cylinders with the possibility to refuel at a gas stations, space for the solar panels with a high-power enable for long trips without necessity for visiting campsites and service points. This is a model with a double floor, fully adapted for winter travels. All water tanks are located inside the vehicle.

Affinity M Duo apart from the technical facilities has very important advantages from the point of view of the user. It guarantees: a large bed, functional kitchen and a comfortable bathroom.

The bed in Affinity M Duo in the unfolded form for sleeping is 132 cm wide and 190 cm long. When folded, the surface of the bed still remains large enough to provide comfortable rest for one person. Even in the case of an unfolded bed there is an access to the toilet and shower located at the end of the vehicle.

An important advantage of the Affinity M Duo compared to the Duo version is a bigger capacity of the trunk. It will accommodate more accessories necessary for travel. There is a large sized storage located under the bed.

The chassis of the MAN TGE is longer than the Fiat. It allowed for use of the very practical layout of a bathroom. It is equipped with a separate shower cabin and space in front of it is spacious and allows for comfortable use of the sanitary section.

The gas box in the Affinity M Duo is accessible from the side of the vehicle. This solution enables convenient replacement of the cylinders.



Access to the boot, toilet cassette and external shower is possible by lifting the flap at the rear of the vehicle.



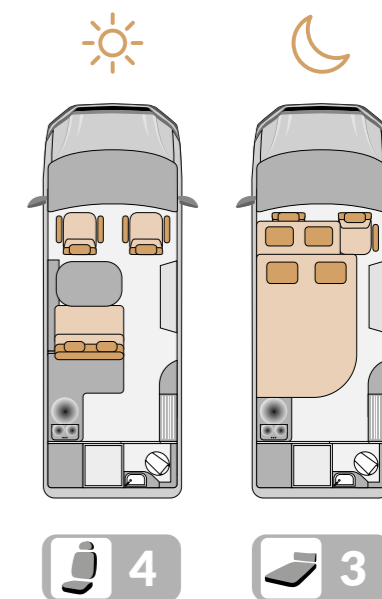


AFFINITY M THREE



WELL ORGANISED SPACE

Affinity M Three is a campervan dedicated for people who travel a lot. The compact dimensions combined with the driving characteristics of the MAN TGE guarantee the driver huge driving comfort. Despite the very limited space, the functional layout of this model allows to travel comfortably in configuration 2+1 or 2+2. The possibility of raising the bed to the ceiling allows to increase the space significantly for everyday activity.





The divided space in the boot and the overhead storage provide enough space for all the accessories necessary on the go.



The solution with a raised bed allows significantly increase the space of the everyday use of the campervan. A L-shaped kitchen, a bathroom with separate shower cabin, a comfortable sofa with optimally slanted backrest enable comfortable use of all daily zones. After lowering the bed, there is still a large space for communication – access to the bathroom and exit from the vehicle is not blocked. It's possible to use a cooker and the fridge.

The bathroom in Affinity M Three is equipped with a separate shower cabin. From the user's point of view this is a very big advantage.



If we travel in 3 or 4 people, we can stop the upper bed in a higher position. Then, after unfolding the sofa, an additional sleeping place is created for one adult or two children.

The main double bed is equipped with an electric lifting system. When not in use – the bed can be raised to the ceiling. When we go to sleep it can be lowered to the level of 90 cm above the floor.



AFFINITY ONE4 driving places and 2 sleeping berths
(optional 4+3, 4+4)

French bed with adjustable headboard

Truma Combi 4E gas-electric heating

LiFePO4 120 Ah Board Battery

Double floor

Cab window blinds

Electric entry step (70 cm)

Flyscreen on entry door

Cordless phone charger

Roof vent with electric fan in kitchen

Skylight with electric fan in lavatory

Wall, floor and ceiling insulation	20 mm
Shower cabin	Integrated
Chemical toilet	Cassette, 19 L
Skylights	x3
Turbovent ventilation fans	x2
Cooker	Gas, 2 burners
Refrigerator	90 L
Fresh water tank (insulated)	110 L
Grey water tank (insulated)	100 L

Interior height	196 cm
French bed dimensions	192 x 129 cm
Optional bunk bed dimensions	
Upper bed	192 x 67 cm
Lower bed	182 x 67 cm

AFFINITY DUO

2 seats for driving, 2 sleeping berths

Truma Combi 4E gas-electric heating

LiFePO4 120 Ah Board Battery

Double floor

Cab window blinds

Electric entry step (70 cm)

Flyscreen on entry door

Roof vent with electric fan in kitchen

Skylight with electric fan in lavatory

Wall, floor and ceiling insulation	20 mm
Separate shower cabin	66 x 57 cm
Chemical toilet	Cassette, 19 L
Skylights	x3
Turbovent ventilation fans	x2
Cooker	Gas, 2 burners
Refrigerator	70 L
Fresh water tank (insulated)	200 L
Grey water tank (insulated)	100 L

Interior height	196 cm
French bed dimensions	190 x 138 cm

AFFINITY FIVE

5 seats for driving, 5 sleeping berths

Truma Combi 4E gas-electric heating

LiFePO4 120 Ah Board Battery

Double floor

Cab window blinds

Electric entry step (70 cm)

Flyscreen on entry door

Cordless phone charger

Roof vent with electric fan in kitchen

Skylight with electric fan in lavatory

Wall, floor and ceiling insulation	20 mm
Shower cabin	Integrated
Chemical toilet	Cassette, 19 L
Skylights	x3
Turbovent ventilation fans	x2
Cooker	Gas, 2 burners
Refrigerator	70 L
Fresh water tank (insulated)	100 L
Grey water tank (insulated)	100 L

Interior height	196 cm
French bed dimensions	188 x 125 cm
Dimensions of the bunk bed:	
Upper bed	172 x 62 cm
Middle bed	180 x 69 cm
Bottom bed	172 x 62 cm

AFFINITY M ONE

4 seats for driving, 3 sleeping berths

Truma Combi 4E gas-electric heating

LiFePO4 120 Ah Board Battery

Cab window blinds

Electric entry step (70 cm)

Skylight with electric fan in lavatory

Wall, floor and ceiling insulation	20 mm
Shower cabin	Integrated
Chemical toilet	Cassette, 19 L
Skylights	x2
Turbovent ventilation fans	x1
Cooker	Gas, 2 burners
Refrigerator	70 L
Fresh water tank (insulated)	100 L
Grey water tank (insulated)	100 L

Interior height	192 cm
French bed dimensions	192 x 124 cm
Dimensions of the front bed	178 x 62 cm

AFFINITY M DUO

2 seats for driving, 2 sleeping berths

Truma Combi 4E gas-electric heating

LiFePO4 120 Ah Board Battery

Double floor

Cab window blinds

Electric entry step (70 cm)

Flyscreen on entry door

Roof vent with electric fan in kitchen

Skylight with electric fan in lavatory

Wall, floor and ceiling insulation	10/20 mm
Separate shower cabin	66 x 57 cm
Chemical toilet	Cassette, 19 L
Skylights	x3
Turbovent ventilation fans	x2
Cooker	Gas, 2 burners
Refrigerator	70 L
Fresh water tank (insulated)	200 L
Grey water tank (insulated)	100 L

Interior height	195 cm
French bed dimensions	190 x 132 cm

AFFINITY M THREE

4 seats for driving, 3/4 sleeping berths

Truma Combi 4E gas-electric heating

LiFePO4 120 Ah Board Battery

Cab window blinds

Electric entry step (70 cm)

Flyscreen on entry door

Roof vent with electric fan in kitchen

Skylight with electric fan in lavatory

Wall, floor and ceiling insulation	20 mm
Separate shower cabin	66 x 57 cm
Chemical toilet	Cassette, 19 L
Skylights	x2
Turbovent ventilation fans	x2
Cooker	Gas, 2 burners
Refrigerator	70 L
Fresh water tank (insulated)	100 L
Grey water tank (insulated)	100 L

Interior height	192 cm
Upper bed	188 x 122 cm
Lower bed	182 x 105 cm

OUR DEALERS

GERMANY

1 Ehlers Kfz-Technik e.K.

Heinrich-Evers-Straße 4-5
21769 Lamstedt
Tel.: +49 (0) 4773 879460
e-mail: info@ehlers-kfz.de
www.ehlers-kfz.de

2 DÜMO in Emmerich

Duisburger Str. 60 / 62
D-46446 Emmerich
Tel.: +49 (0) 2822 500 421
e-mail: info@duemo-emmerich.de
www.duemo-duelmen.de

3 DÜMO in Dülmen

Graskamp 15
D-48249 Dülmen-Hiddingsel
Tel.: +49 (0) 2590 94 360 - 0
e-mail: info@duemo-duelmen.de
www.duemo-duelmen.de

4 AUTO CONEN GmbH

Rudolf-Diesel-Str. 15
52351 Düren
Tel.: +49 (0) 2405 90 81
e-mail: kontakt@ac-camping.de
www.autoconen.de

5 CARAVAN-LIFE NOTHHELPER

Balinger Str. 125
78628 Rottweil
Tel.: +49 (0) 741 5356-0
+49 (0) 741 5356-14
e-mail: info@caravan-life.de
info@autohaus-nothhelfer.de
www.caravan-life.de

6 PGS Freizeitmobile GmbH

Kupferstraße 8
34225 Baunatal
Tel.: +49 (0) 561 83097972
e-mail: info@pgs-mobile.de
www.pgs-mobile.de

7 PREMIUMWAGEN

Am Seegraben 4
03051 Cottbus
Tel.: +49 (0) 355 584090
e-mail: affinity@premiumwagen.de
www.affinity.premiumwagen.de

8 MGS Reisemobilzentrum

Meißner Straße 11
01445 Radebeul
Tel.: +49 (0) 351 850 34 950
e-mail: info@mgs-reisemobilzentrum.de
www.mgs-reisemobilzentrum.de

9 Wohnmobil-Profis

Ludwig v. Beethovenstr. 5
92442 Wackersdorf
Tel.: +49 (0) 943 152 9629
e-mail: info@Wohnmobil-Profis.de
www.wohnmobil-profis.de

BELGIUM

The Van Company

Passtraat 195
9100 Sint-Niklaas
Tel.: +32 (0) 3 345 98 31
e-mail: info@thevancompany.be
www.thevancompany.be

NETHERLANDS

Camper-n-joy

Florijn 19
5751PC Deurne NL (route)
Tel.: +31 (0) 493 380 716
e-mail: info@cnjcamper.nl
www.camper-n-joy.nl

CZECH REPUBLIC

Caravancity

Na Sadech
25225 Zbuzany
Tel.: +420 739 803 712
e-mail: travel@caravancity.cz
www.caravancity.cz

SWITZERLAND

womorol.ch

Schwarzhubel 1
6133 Hergiswil b. Willisau
Tel.: +41 (0) 79 207 24 92
e-mail: womorol@bluewin.ch
www.womorol.ch

POLAND

Wadowscy Campery

ul. Myślenicka 7
32-031 Gaj k/ Krakowa
Tel.: +48 12 213 21 30
al. Krakowska 18
05-090 Janki k/ Warszawy
Tel.: +48 22 773 40 43
e-mail: biuro@wadowscy.pl
www.kampery.wadowscy.pl

PORTUGAL

GoCaravaning

Centro Empresarial Vilar
do Pinheiro, Via José Régio 75
4485-860 Vilar do Pinheiro
Tel.: +351 229 289 890
Zona Industrial Cabra Figa, nave 1
2635-047 Rio de Mouro
Tel.: +351 219 258 261
e-mail: am@jsm.com.pt
www.gocaravaning.com

In Scandinavia, Affinity campers are sold
through the **KABE AB** dealer network. **KABE**



Affinity RV Sp. z o.o.,
ul. Łęczycka 13, 95-035 Ozorków, Poland
tel.: +48 42 307 00 60
e-mail: info@affinity-rv.eu
www.affinity-rv.eu

KABE
GROUP